

# Care Management PCMH Committee

## Person-Centered Medical Home Program Update October 12, 2022



# PCMH Program Status

## As of September 30, 2022

PCMH Program Participants		Sites		Providers	
8/31/22	9/30/22	8/31/22	9/30/22	8/31/22	9/30/22
125	125	559	559	2,395	2,394

<b>95</b> PCMH Approved Practices  NCQA Sustained Recognition	<b>18</b> Glide Path Practices  Working Towards NCQA Recognition	<b>0</b> Glide Path Renewal Practices  Working towards NCQA Renewal Recognition	<b>16</b> PCMH Accredited Practices  Includes FQHCs
---	---	--	--

Note: 4 Practices have sites in both PCMH & Glide Path Programs

# PCMH Approved Practices

## PCMH Approved Practices

8/31/22

**95**

9/30/22

**95**

New Approved Practices: 0

Completed Glide Path: 0

Termed Practices: 0

## PCMH Approved Sites

8/31/22

**382**

9/30/22

**384**

New Approved Sites: 0

Completed Glide Path: 2

Sites Termed: 0

## PCMH Approved Providers

8/31/22

**1,758**

9/30/22

**1,762**

Completed Glide Path: 5

Providers Added: 15

Providers Termed: 16

# PCMH Adult & Pediatric Practices

**95** PCMH Approved  
Practices

**384**  
PCMH Approved Sites

**38** Internal  
Medicine  
PCMH  
Practices  
with **184** Sites

**23** Family  
Medicine  
PCMH  
Practices  
with **101** Sites

**53** Pediatric  
PCMH  
Practices  
with **98** Sites

**1** Geriatric  
PCMH  
Practice  
with **1** Site

*This data reflects current information through September 30, 2022*

*Note: 8 Practices have sites in 3 of the 4 categories & 4 Practices have sites in 2 of the 4 categories.  
Sites are counted once.*

# PCMH Glide Path Practices

## Glide Path Practices

8/31/22

**19**

9/30/22

**18**

New Practices: 0

Completed Glide Path: 1

Practices Termed: 0

**0**

## Glide Path Renewal Practice

Completed Glide Path Renewal: 1

## Glide Path Sites

8/31/22

**33**

9/30/22

**32**

New Practice Sites: 0

Completed Glide Path: 1

Sites Termed: 0

## Glide Path Providers

8/31/22

**77**

9/30/22

**74**

New Providers: 0

Completed Glide Path: 3

Providers Added: 0

Providers Termed: 0

**0 Sites**

**0 Providers**

Sites Completed Glide Path Renewal: 1

Providers Completed Glide Path Renewal: 2

# PCMH Accredited Program Participants

Federally Qualified Health Centers (FQHCs) and FQHC look-alikes are program participants\*

## PCMH Accredited Participants

8/31/22

**16**

9/30/22

**16**

No Change

## PCMH Accredited Sites

8/31/22

**143**

9/30/22

**143**

Sites Added: 0

Sites Terminated: 0

## PCMH Accredited Providers

8/31/22

**558**

9/30/22

**558**

Providers Added: 0

Providers Terminated: 0

\*Federally Qualified Health Centers (FQHCs) and FQHC look-alikes are PCMH program participants if they are pursuing and/or have obtained the Joint Commission Ambulatory Care accreditation with Primary Care Medical Home certification as well as NCQA recognition.



# PCMH CY2022 Program Recruitment

## Recruitment as of September 30, 2022

- **34 Practice Sites**
  - 9 New Practice Sites
  - 25 New Sites from Current PCMH Practices
- **76 Providers**
  - 21 From New Practice Sites
  - 55 From New Sites from Current PCMH Practices

## Practice Recruitment Opportunities

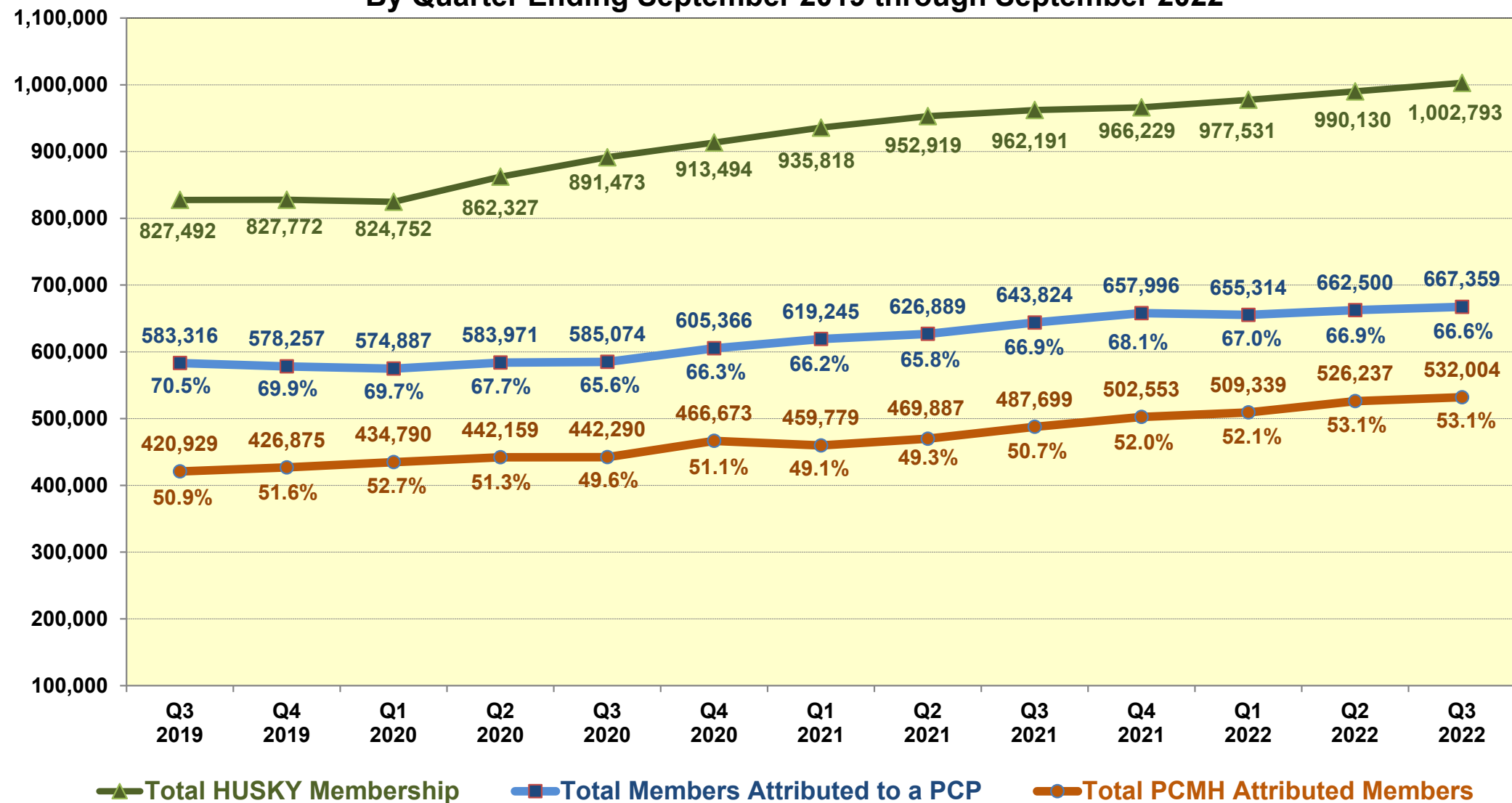
**2 Practice Sites**

**4 Providers**

These are eligible primary care practices that are most likely to enroll in the PCMH program in 2022.

# PCMH Program Member Attribution

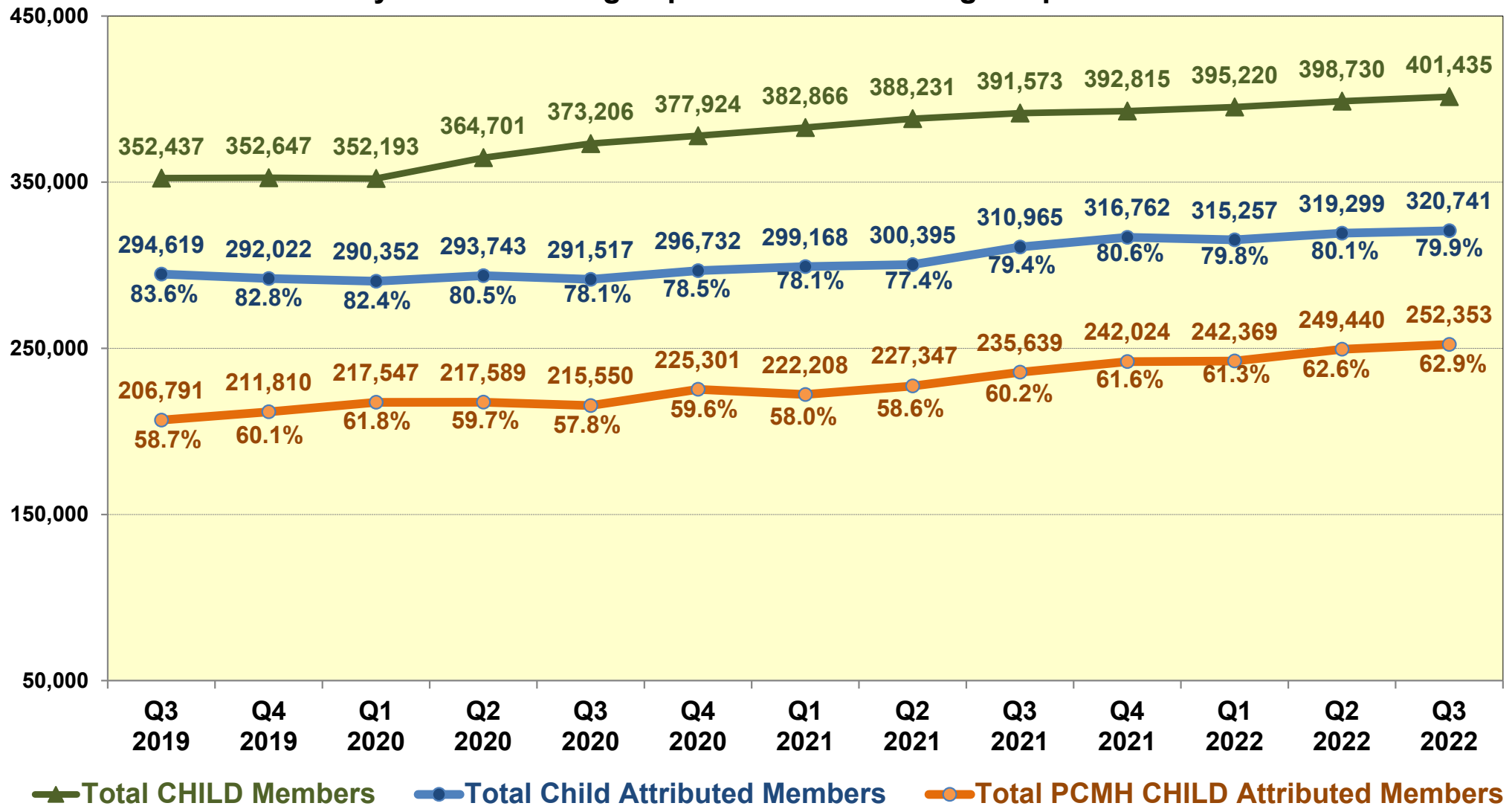
Summary of Total HUSKY Membership, Total Members Attributed to a PCP  
and Total PCMH Attributed Members  
By Quarter Ending September 2019 through September 2022





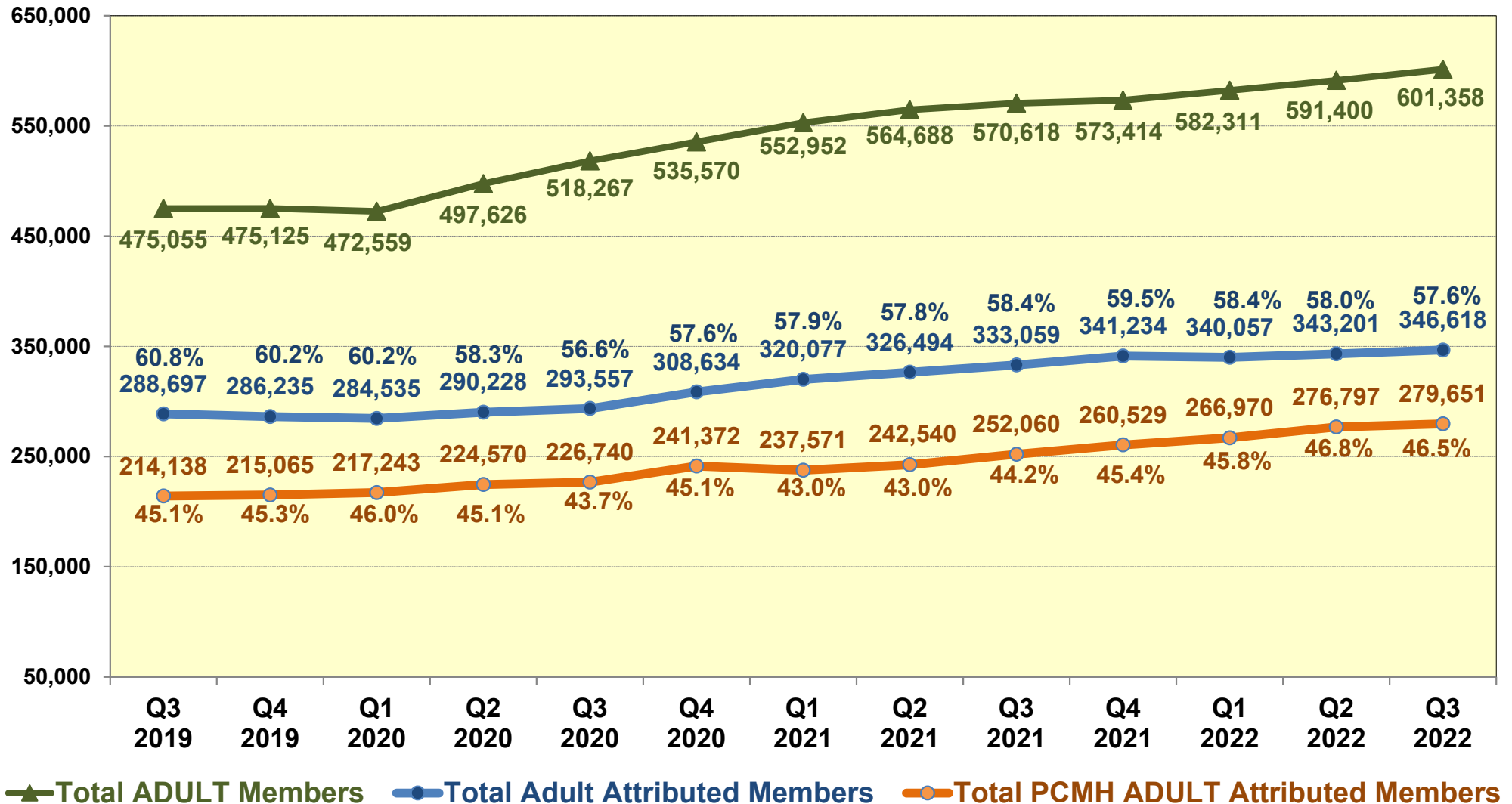
# PCMH Program CHILD Member Attribution

Comparison of Total CHILD Members, Total CHILD Attributed Members,  
and Total PCMH CHILD Attributed Members  
By Quarter Ending September 2019 through September 2022

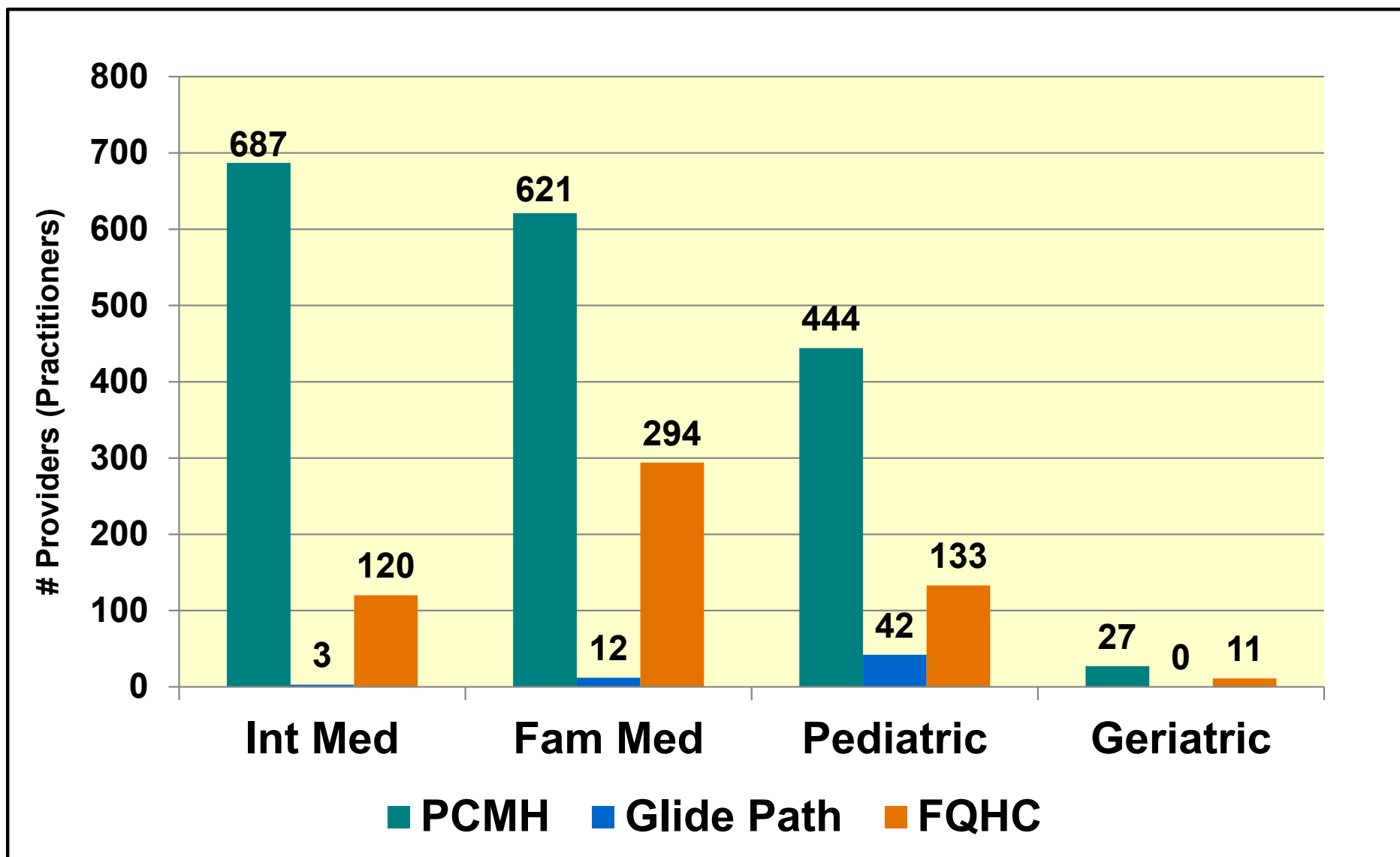


# PCMH Program ADULT Member Attribution

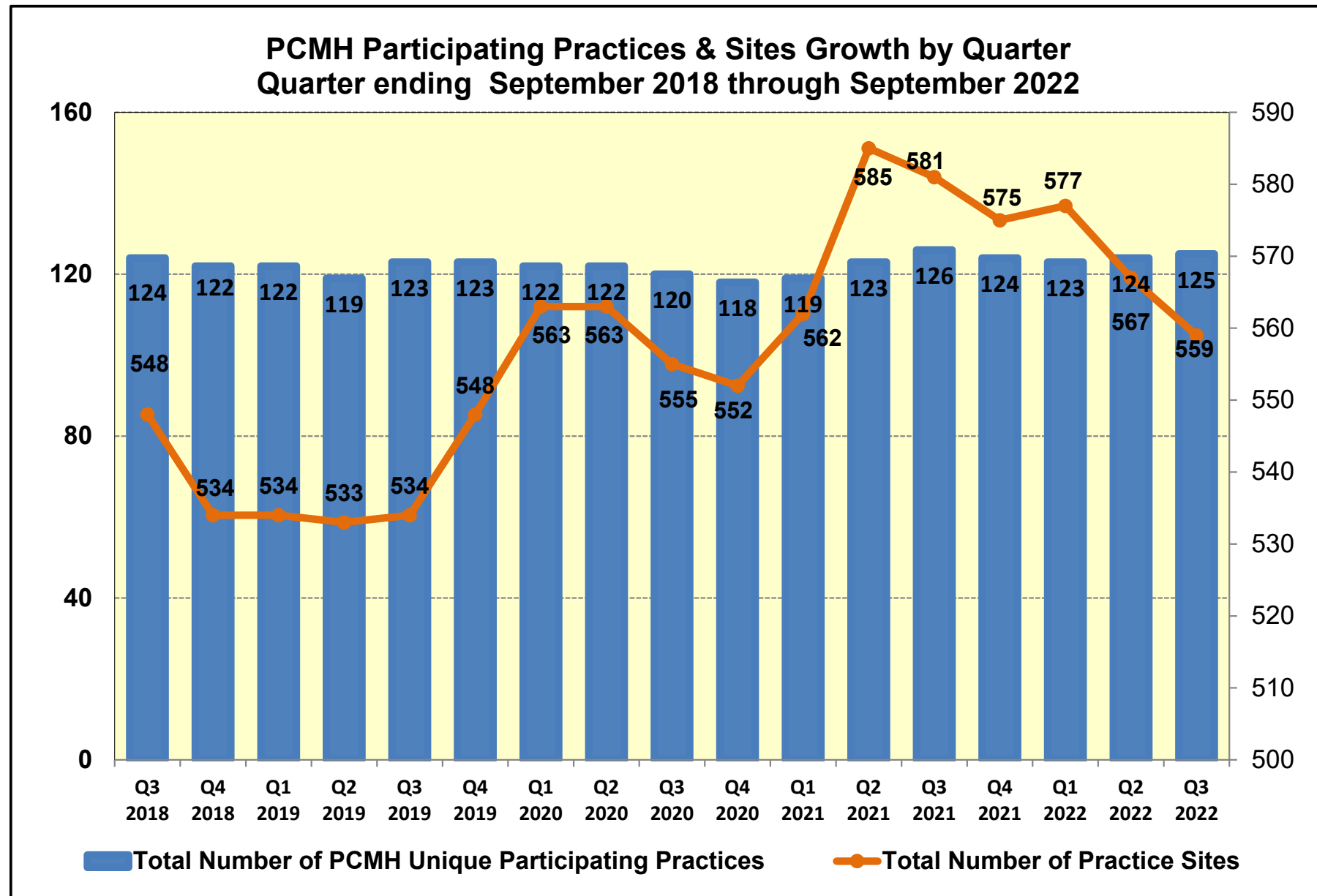
Comparison of Total ADULT Members, Total ADULT Attributed Members,  
and Total PCMH ADULT Attributed Members  
By Quarter Ending September 2019 through September 2022



# Provider Specialty by PCMH Program Participation as of September 30, 2022

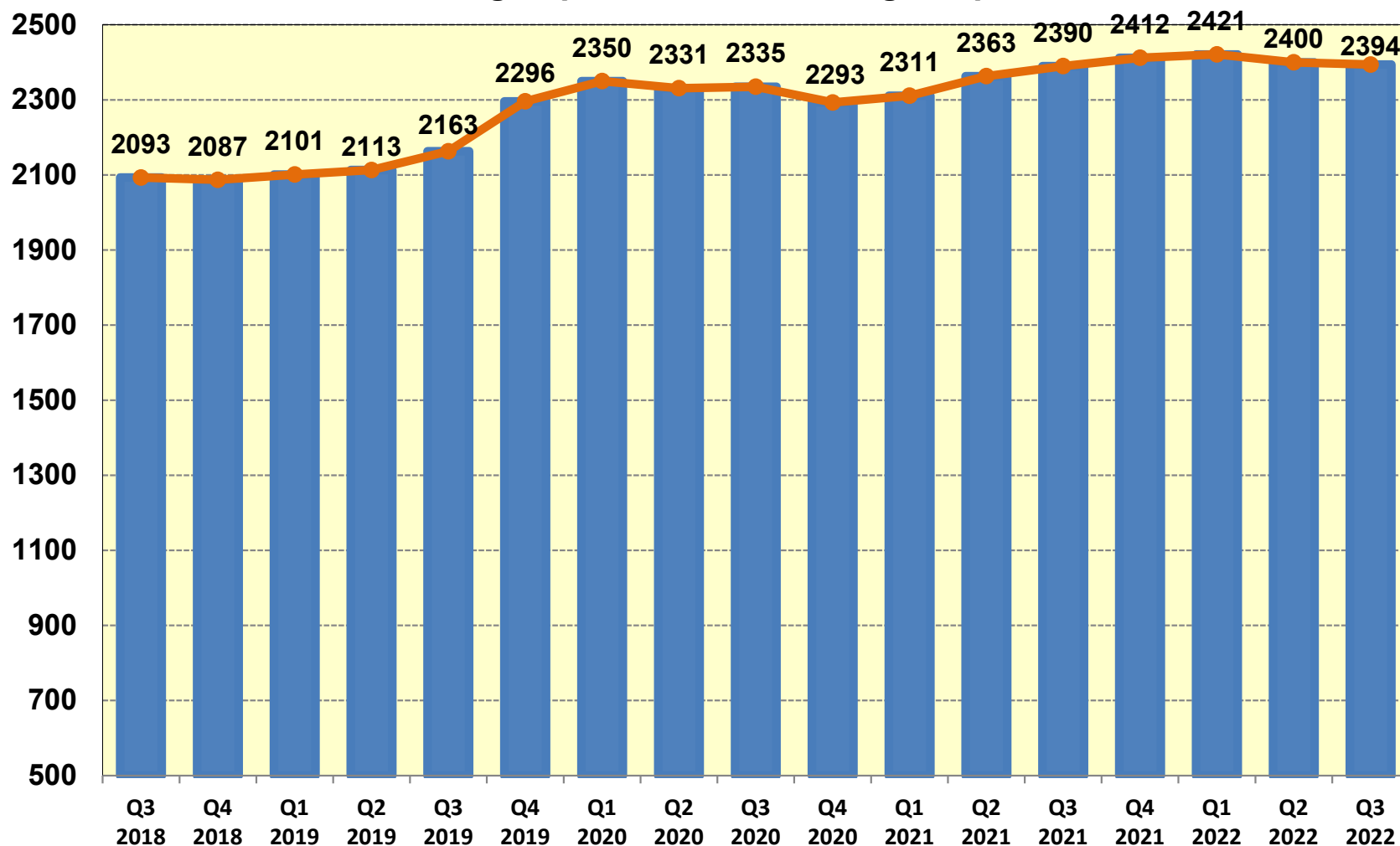


# PCMH Program Growth-Practices & Sites



# PCMH Program Growth - Providers

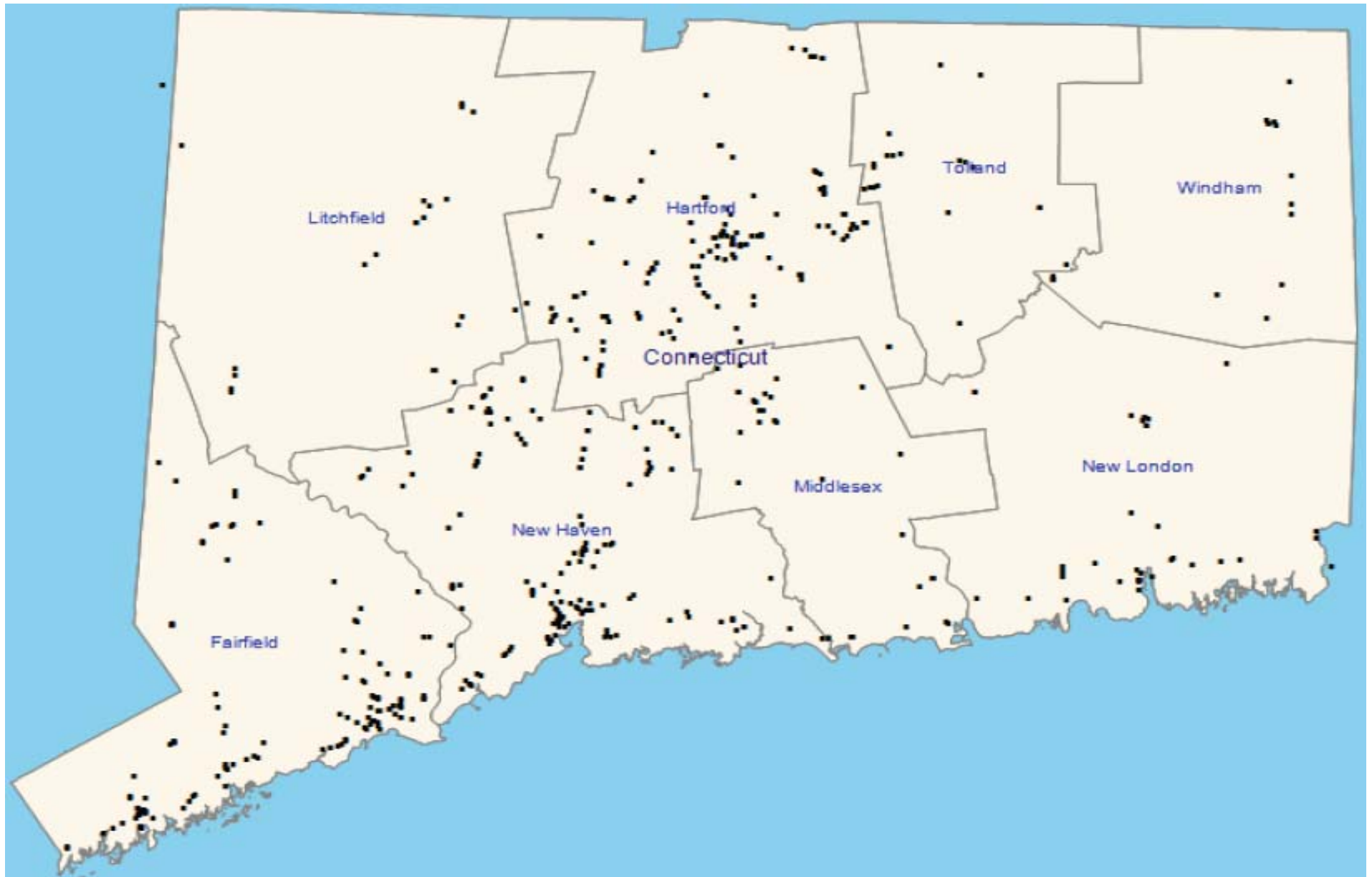
PCMH Total Participating Providers/Practitioners by Quarter  
Quarter ending September 2018 through September 2022





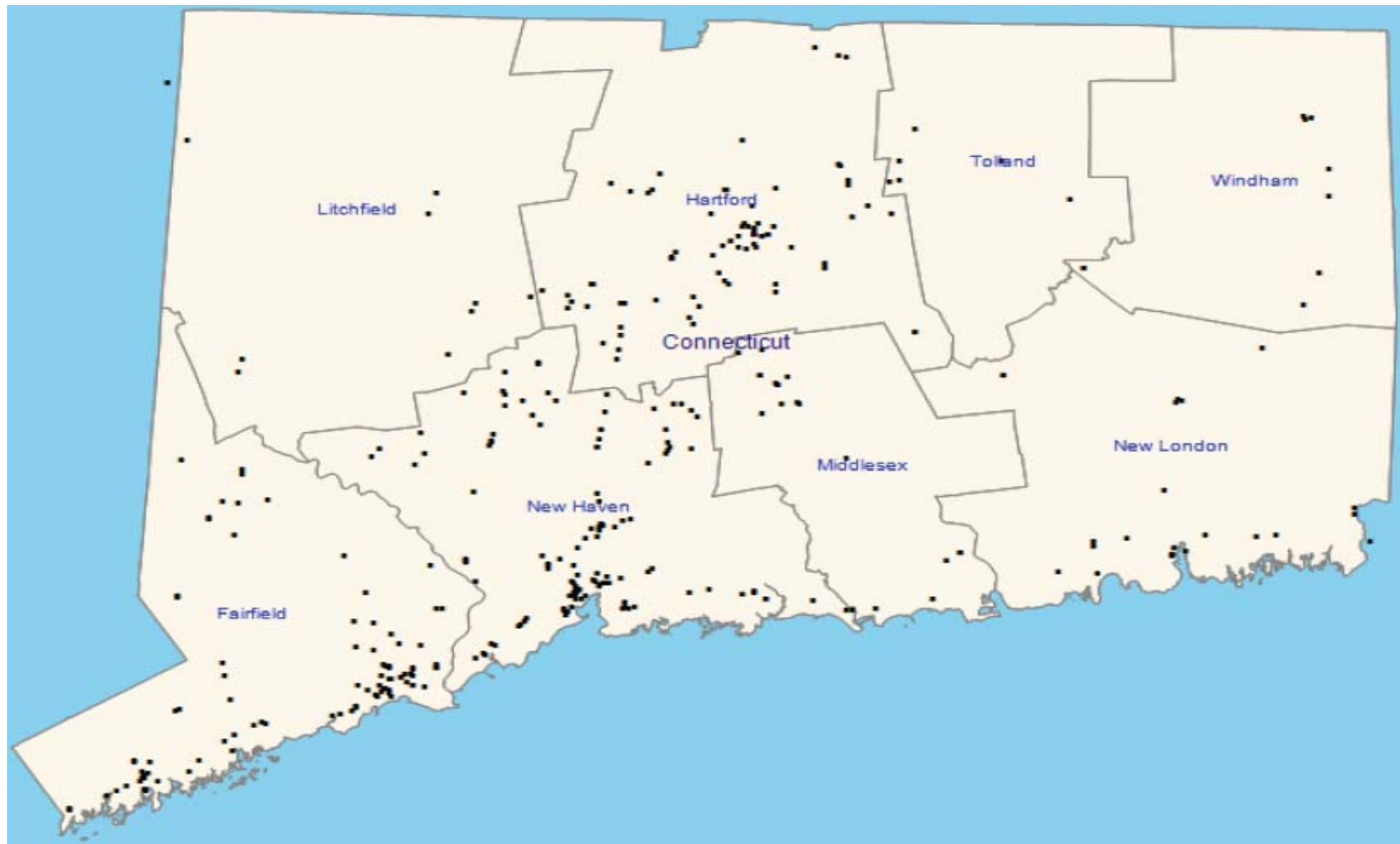
# PCMH Practice Site Locations

# All PCMH Program Practice Site Locations



Note: Data is as of September 30, 2022 – Maps are updated quarterly.

# Internal Medicine PCMH Program Practice Site Locations

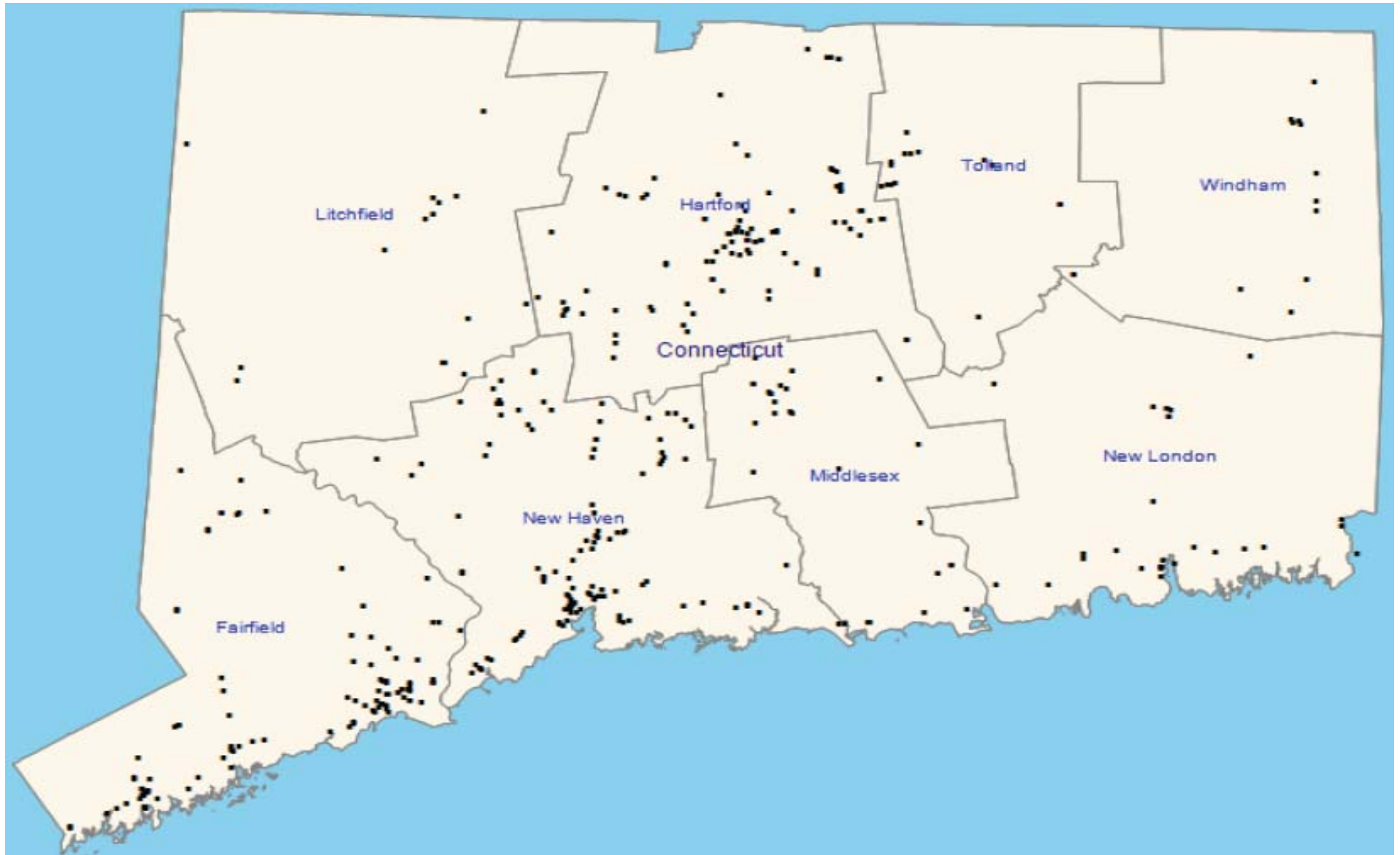


Note: Data is as of September 30, 2022 – Maps are updated quarterly.



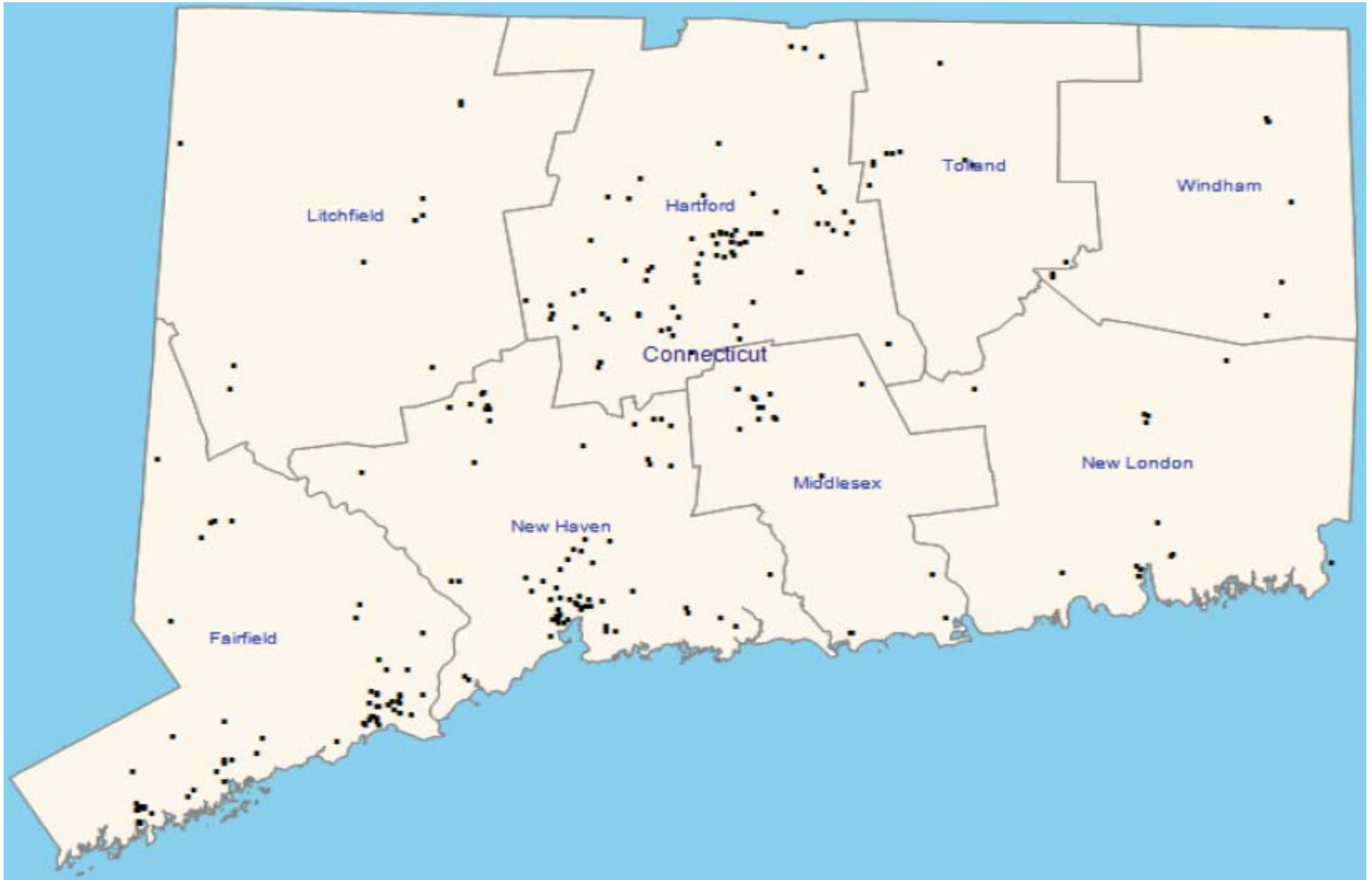
# Family Practice PCMH Program

## Practice Site Locations



Note: Data is as of September 30, 2022 – Maps are updated quarterly.

# Pediatric PCMH Program Practice Site Locations



Note: Data is as of September 30, 2022 – Maps are updated quarterly.